

SKATE GILLAM SKATING CLUB MEMBERS ONLY

Create an Account:

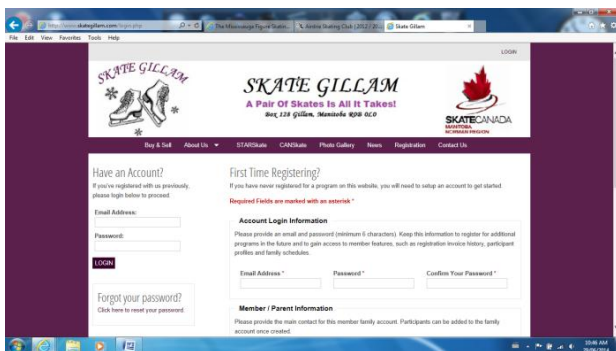
1. Go to www.skategillam.com



2. Click on **“LOGIN”** (top right-hand corner)



3. First Time Registering Online (If you have previously created an account skip to Step #5)



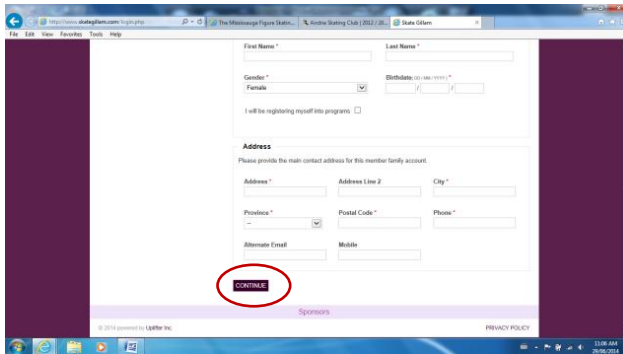
If you have never registered for a program on this website, you will need to setup an account to get started (**Required Fields are marked with an asterisk ***).

Account Login Information

Please provide an email and password (minimum 6 characters). Keep this information to register for additional programs in the future and to gain access to member features, such as registration invoice history, participant profiles, and family schedules.

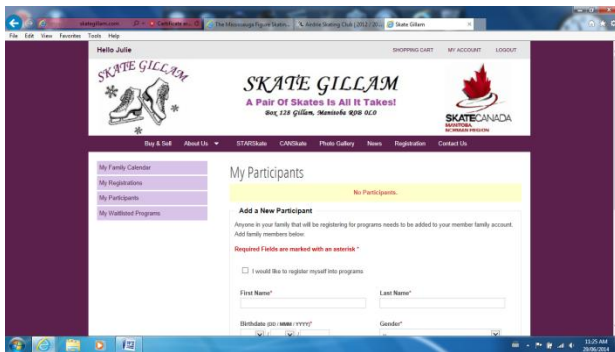
Member/Parent Information

This is the main contact (Parent/Guardian) for your account (Skaters will be added to the family account once created). Once you have completed filling in the required fields click on “CONTINUE”.



A screenshot of a web browser showing a registration form for Skate Gillam. The form includes fields for First Name, Last Name, Gender (Female), and Birthdate. Below these are fields for Address (Address Line 1, Address Line 2, City), Province, Postal Code, and Phone. There are also fields for Alternate Email and Mobile. A red circle highlights the "CONTINUE" button at the bottom of the form.

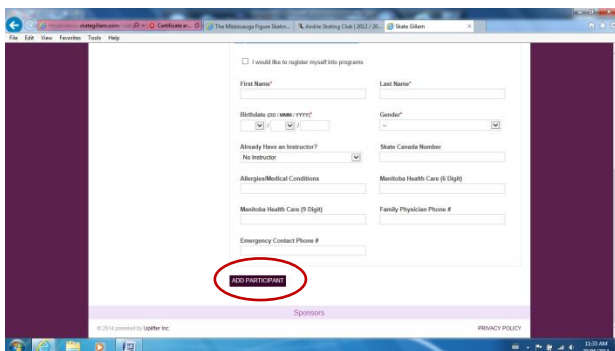
4. My Participants



A screenshot of the "My Participants" page on the Skate Gillam website. The page shows a navigation menu on the left with options like "My Family Calendar", "My Registrations", "My Participants", and "My Worksheet Programs". The main content area displays "My Participants" with a message "No Participants." and an "Add a New Participant" section. The "Add a New Participant" section includes a checkbox for "I would like to register myself into programs" and a form with fields for First Name, Last Name, Birthdate, and Gender. A red asterisk indicates required fields.

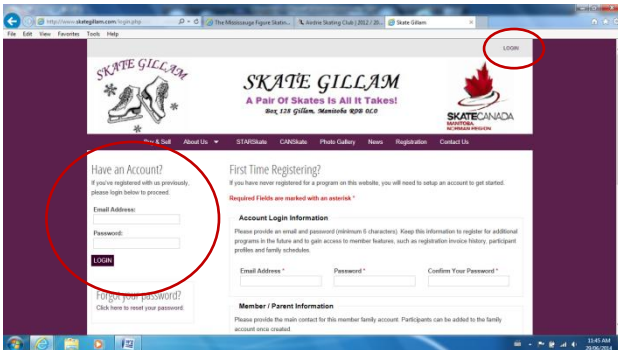
Add a New Participant

Anyone in your family (each skater) that will be registering for programs needs to be added to your member family account. Fill in your skater information (Required Fields are marked with an asterisk *). Once you have completed filling in the required fields click on “ADD PARTICIPANT”. (Note: if your family has more than 1 skater you will have to add each skater using the same steps as outlined)




A screenshot of the "Add a New Participant" form. The form includes a checkbox for "I would like to register myself into programs". Below this are fields for First Name, Last Name, Birthdate, and Gender. There are also fields for "Already Have an Instructor?", "Skate Canada Number", "Allergies/Medical Conditions", "Manitoba Health Care (8 Digit)", "Manitoba Health Care (9 Digit)", "Family Physician Phone #", and "Emergency Contact Phone #". A red circle highlights the "ADD PARTICIPANT" button at the bottom of the form.

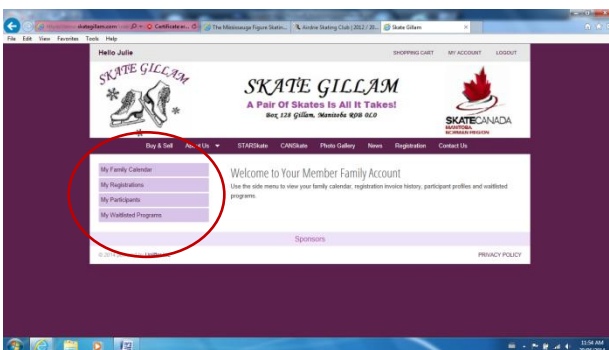
5. Already have an account. Click on **“LOGIN”** (top right-hand corner). Fill in your Email address and Password as you created in Step #3



6. Once logged in go to **“MY ACCOUNT”** (top middle right-hand corner)



7. Welcome to Your Member Family Account. From here you will have access to: My Family Calendar, My Registrations, My Participants, My Waitlisted Programs (menu left-hand side). ****PLEASE NOTE: Creating an account DOES NOT Register your participant in a Skate Gillam Skating Club Program****



8. Once you have completed your session, don't forget to **"LOGOUT"** (top right-hand corner).

